


## W 40 Wall Panel



### Product Description

The wall panels are suitable for use on walls due to the system that conceals joint elements. The ability to use them both laterally and vertically provides assembly flexibility and good solutions for designers. Generally produced in micro pressed form to achieve an aesthetic appearance for walls..

### Production Location

İstanbul, İskenderun

### Product Application

- Industrial Buildings
- Military Buildings
- Public Buildings
- Agricultural Buildings
- Sports Facilities
- Construction Site Buildings
- Silos
- Hypermarkets
- Shopping Centers
- Storehouse Halls
- Administrative Buildings

And all other concrete structures with steel or prefabricated load bearing systems.

Assan Panel reserves the right to change the features of its products. The property rights of third parties must be respected. Acceptance of all orders is based on our current terms of sale and shipping. Users should always consider the latest edition of the Local Product Information Sheet for the relevant product, which can be obtained by contacting Assan Panel.

## Performance Advantages

Has the best thermal insulation values.

Fast and problem-free assembly saves time and labor.

The colorful surface eliminates the need for additional coatings like plaster and paint.

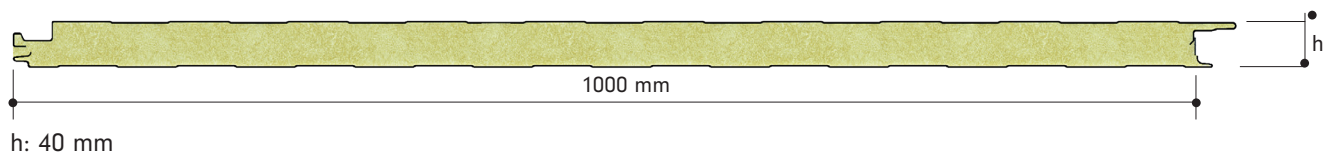
Color options available in the RAL catalogue.

Surface paint options available according to application (Polyester, PvdF, Plastisol, PVC).

Applicable both laterally and vertically.

The fastening elements being concealed provides visual advantage on walls

## Measurements



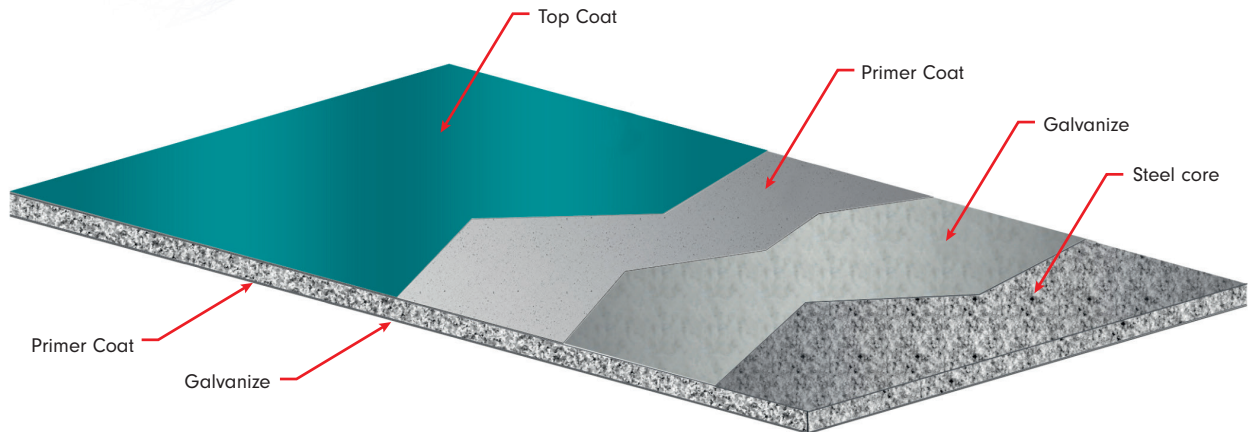
<b>Modular Width</b>	1000 mm
<b>Minimum Length</b>	3 meters
<b>Maximum Length</b>	Depends on transport conditions.

## SmartCore - PIR Elite - PIR



<b>Density (EN 1602)</b>	PIR: 40 (±2) kg/m <sup>3</sup> & SmartCore-PIR Elite: 41 (±2) kg/m <sup>3</sup>
<b>Thickness</b>	40 mm
<b>Thermal Conductivity (EN 13165)</b>	PIR Elite-PIR: 0,022-0,024 & SmartCore: 0,018-0,019 W/mK
<b>Dimensional Stability (EN 13165)</b>	Level DS (TH) 11
<b>Reaction to Fire (13501)</b>	SmartCore-PIR Elite: B-s1,d0 & PIR: B-s2,d0
<b>Water Absorption (EN ISO 354)</b>	By Volume 2% (168 hours)
<b>Closed Cell Percentage (EN 14509)</b>	95%
<b>Vapour Diffusion Resistance (EN 12086)</b>	30-100
<b>Heat Resistance</b>	-200 / +110 °C

## Metallic Surface



## Prepainted Galvanized Steel Surface

<b>Type</b>	Prepainted Galvanized Steel
<b>External Facing Thickness</b>	0,35-0,80mm
<b>Internal Facing Thickness</b>	0,35-0,80 mm
<b>Thickness Tolerance (EN 10143)</b>	Nominal
<b>Steel Quality (EN 10327)</b>	Dx51 D+Z Prepainted Galvanized Steel (last coat polyester paint on primer)
<b>Hot Dipped Coated Steel Grade (EN 10327)</b>	100-275 gr/m <sup>2</sup>
<b>Paint Type</b>	Polyester, PvdF, Plastisol, PVC, RAL 7037

## Load / Span Table

BGS	BGS	Double Span				
		PUR (mm)	100 cm	150 cm	200 cm	250 cm
<b>External Sheet Thickness (mm)</b>	<b>Internal Sheet Thickness (mm)</b>					
0,5	0,4	40	320	191	127	90

• Load values kg/m<sup>2</sup> • Limit value L/200 • BGS: Painted Galvanized Steel

## Coefficient of Thermal Conductivity

PIR (mm)	U W panel (W/m <sup>2</sup> K)	R W panel (ft <sup>2</sup> ·x·F·h/Btu)
40	0,550	10,324

## Mechanical Properties

<b>Steel Faces Yield Strength</b>	min. 220 N/mm <sup>2</sup>
<b>Tensile Strength of Panel</b>	min. 0,018 Mpa
<b>Shear Strength of Core Material</b>	min. 0,11 Mpa
<b>Shear Modulus of Core Material</b>	min. 2,0 Mpa
<b>Compressive Strength of Core Material</b>	min. 0,095 Mpa
<b>(Shear Strength after Long-Term Loading)</b>	t: 1.000 hours min. 0,04 Mpa t: 2.000 hours min. 0,03 Mpa t: 100.000 hours min. 0,03 Mpa
<b>Bending Moment Capacity in Span</b>	min. 2,3 KNm/m (Upwards) min. 2,0 KNm/m (Downwards)
<b>Wrinkling Stress in Span</b>	min. 100 Mpa (Downwards) min. 115 Mpa (Upwards)

According to TS EN 14509.








## Tolerances

Panel Length	Panel Thickness	Panel Cover Width	Rectangularity
If L ≤ 3000 mm., ±5mm If L > 3000 mm, ± 10mm	D ≤ 100mm ±2mm	± 2mm for all profiles	0.6% of s ≤ nominal cover thickness (Width x 0.006)

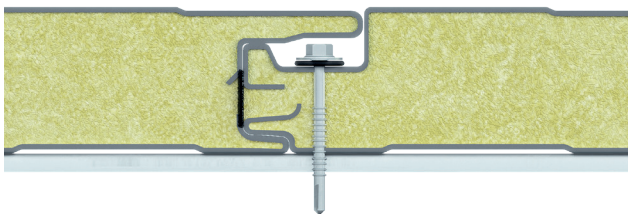
## Standard Package

<b>Thickness (mm)</b>	40
<b>Quantity</b>	25

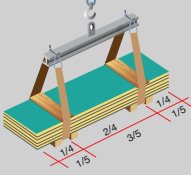


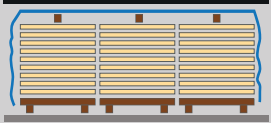

## Standard Color Options

RAL 3009	RAL 5010	RAL 5018	RAL 6021	RAL 7016	RAL 9002	RAL 9006
						

## Joint Details



## Transportation and protection of sandwich panel

 <p>During hoisting take precaution for the sling.</p>	 <p>Do not drag panels in a pile, or on the roof purlins. Lift panels from both ends when moving or laying in place.</p>	 <p>Panels to be stored on site for long periods should be stacked in covered areas. Wherever possible, always place stacks preferably on wooden wedges, against ground water.</p>	 <p>For shorter periods, stacks should be arranged on sloppy areas with a simple scaffolding and polyethylen cover, leaving space for ventilation. Place stacks on a simple wedge.</p>	 <p>Do not walk on panels.</p>
---	---	---	--	---