


1000 WDT Wall Panel



Product Description

In addition to the durable attachment it provides with double sided tongue-in-groove sections, the fast assembly capability make these panels preferable for prefabricated buildings . Generally produced in micro pressed form to achieve an aesthetic appearance for walls. The ability to use them both laterally and vertically provides assembly flexibility and good solutions for designers.

Production Location

Balikesir

Product Application

- Prefabricated Buildings
- Industrial Buildings
- Military Buildings
- Public Buildings
- Agricultural Buildings
- Sports Facilities
- Construction Site Buildings
- Silos
- Hypermarkets
- Shopping Centers
- Storehouse Halls
- Administrative Buildings

And all other concrete structures with steel or prefabricated load bearing systems.

Performance Advantages

Provides ideal fire insulation with thinner panels compared to alternative insulation materials.


Fast and problem-free assembly saves time and labor.

The colorful surface eliminates the need for additional coatings like plaster and paint.

Color options available in the RAL catalogue.

Surface paint options available according to application (Polyester, PvdF, Plastisol, PVC).

Measurements



h: 50-60-80-100-120-150-170 mm

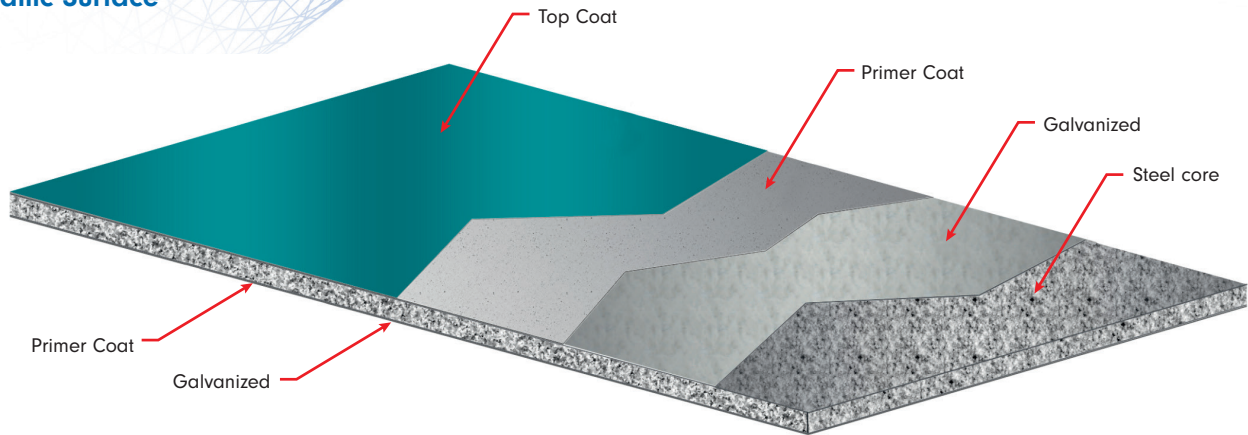
Modular Width	1,000 mm
Minimum Length	3 meters
Maximum Length	Depends on transport conditions.

Mineral Wool



Mineral Wool Density	100 (± 10) kg/m ³
Mineral Wool Thickness	50-60-80-100-120-150-170 mm
Thermal Conductivity Coefficient	0.043 W/mK
Inflammability Class (EN 13501-1)	A1
Water Absorption	By Volume 2%
Heat Resistance	600 °C
Sound Insulation Rw [dB] ≥	30
Water Vapour Diffusion (EN 12086)	1

Metallic Surface



Prepainted Galvanized Steel Surface

Type	Prepainted Galvanized Steel
External Facing Thickness	0.50-0.80 mm
Internal Facing Thickness	0.50-0.80 mm
Thickness Tolerance (EN 10143)	Nominal
Steel Quality (EN 10327)	Dx51 D+Z Prepainted Galvanized Steel (last coat polyester paint on primer)
Hot Dipped Coated Steel Grade (EN 10327)	100-275 g/m ²
Paint Type	Polyester, PvdF, Plastisol, PVC

Load/Span Table

PPGS	PPGS	Multi Span				
		Mineral Wool Thickness (mm)	150 cm	200 cm	250 cm	300 cm
External Sheet Thickness (mm)	Internal Sheet Thickness (mm)					
0.5	0.5	50	242	164	119	89
0.5	0.5	60	300	206	153	114
0.5	0.5	80	417	291	215	166
0.5	0.5	100	535	376	282	219
0.5	0.5	120	655	463	349	274
0.5	0.5	130	715	508	383	301
0.5	0.5	150	835	595	452	357

• Load values kg/m² • Limit value L/200 • PPGS: Painted Galvanized Steel

Coefficient of Thermal Conductivity

Panel Thickness	U Thermal Conductivity (W/m ² K)	R Thermal Resistance (m ² K/W)	R Thermal Resistance (ft ² °F h/Btu)
50 mm	0.840	1.190	6.760
60 mm	0.700	1.429	8.111
80 mm	0.525	1.905	10.815
100 mm	0.420	2.381	13.519
120 mm	0.350	2.857	16.223
130 mm	0.323	3.095	17.575
150 mm	0.280	3.571	20.279
170 mm	0.247	4.048	22.983

According to TS EN 14509

Mechanical Properties

Steel Faces Yield Strength	min. 220 N/mm ²
Tensile Strength of Panel	min. 0.018 MPa
Shear Strength of Core Material	min. 0.03 MPa
Shear Modulus of Core Material	min. 3.0 MPa
Compressive Strength of Core Material	min. 0.05 MPa
Bending Moment Capacity in Span	min. 1.8 KNm/m (Straight) min. 1.5 KNm/m (Reverse)
Shear Strength After Long-Continued Loading	t: 1,000 hours min. 0.02 MPa t: 2,000 hours min. 0.019 MPa t: 100,000 hours min. 0.017 MPa
Torsion Stress in Span	min. 40 MPa (Reverse) min 50 MPa (Straight)

According to TS EN 14509








Tolerances

Panel Length	Panel Thickness	Panel Cover Width	Rectangularity
If L ≤ 3,000 mm ± 5 mm If L > 3,000 mm ± 10 mm	D ≤ 100 mm ± 2 mm	± 2 mm for all profiles	0.6% of s ≤ nominal cover thickness (Width x 0.006)


Standard Package

Thickness (mm)	50	60	80	100	120	130	150	170
Quantity	19	16	12	9	8	7	6	5

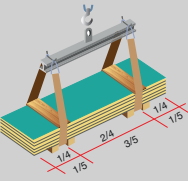


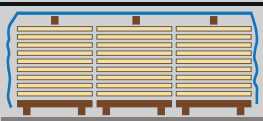

Standard Color Options

RAL 3009	RAL 5010	RAL 5018	RAL 6021	RAL 7016	RAL 9002	RAL 9006
						

Joint Details



Transportation and Protection of Sandwich Panel

 <p>During hoisting, take precaution for the sling.</p>	 <p>Do not drag panels in a pile, or on the roof purlins. Lift panels from both ends when moving or laying in place.</p>	 <p>Panels to be stored on site for long periods should be stacked in covered areas. Wherever possible, always place stacks preferably on wooden wedges, against ground water.</p>	 <p>For shorter periods, stacks should be arranged on sloppy areas with a simple scaffolding and polyethylen cover, leaving space for ventilation. Place stacks on a simple wedge.</p>	 <p>Do not walk on panels.</p>
--	---	---	--	---